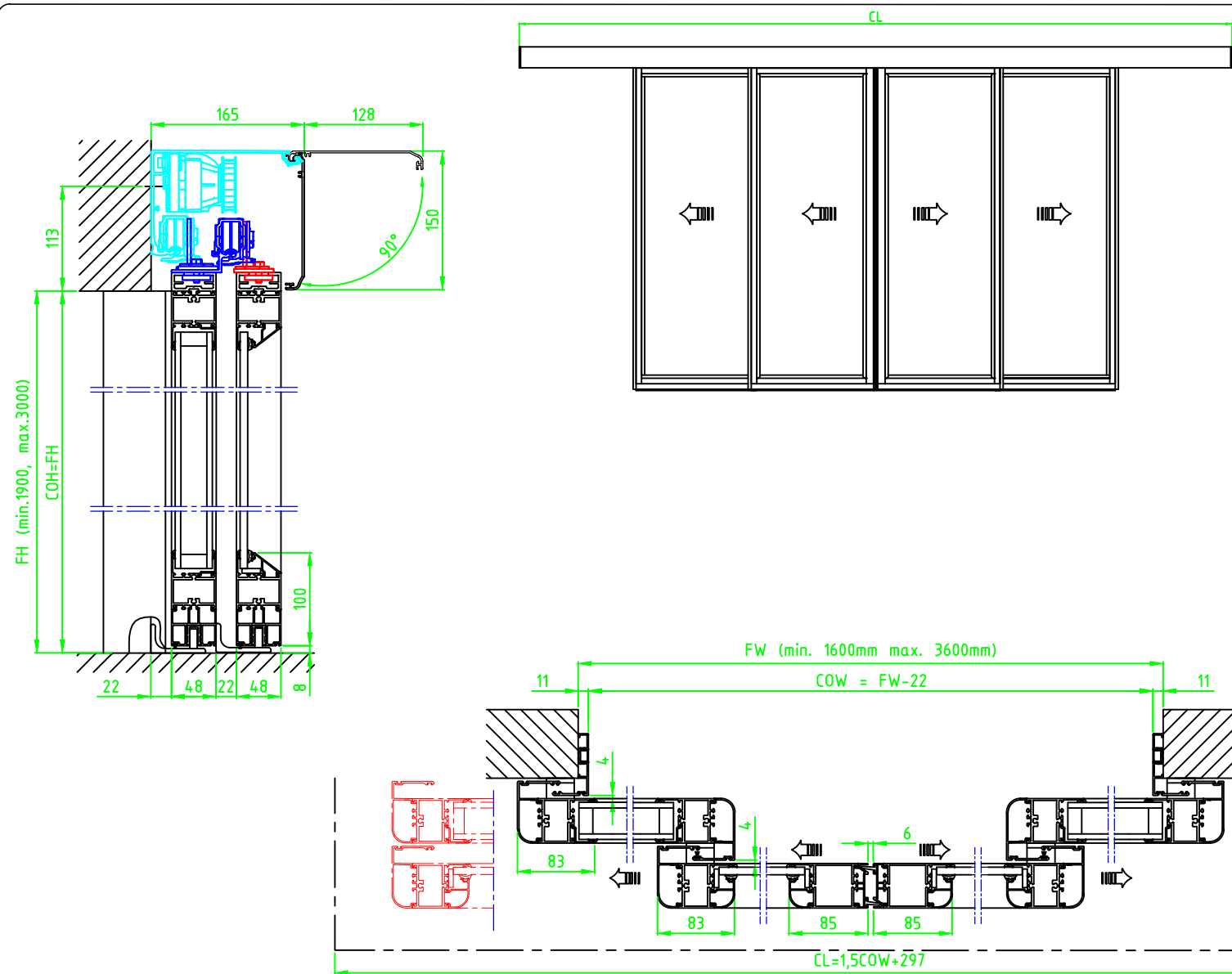


© All rights in and to this material are the sole property of ASSA ABLOY Entrance Systems AB. of the applicable company within ASSA ABLOY Entrance Systems AB. Rights reserved for changes without prior notice. Copying, scanning, alterations or modifications are expressly forbidden without the prior written consent.



STATE WHEN ORDERING

FW = mm
FH = mm
COW = mm
COH = mm
CL = mm

Surface treatment

☐ Silver anodized
Special anodized
RAL
Special powder coating
.....

Options see layers:

☐ Bottom rail 178
☐ Frame Thermo
☐ Midrail 70, MH = mm
☐ Midrail 150, MH = mm
☐ Threshold floor guide, L = 1,5FW+130
☐ TightSeal (floor level difference max. ± 3 mm)

Glass option see drw. 1009026

Glass code:
.....

Limitation

All glass FW x FH = max. 7,2 m²

Installation

☐ Floor heating
☐ Other
.....

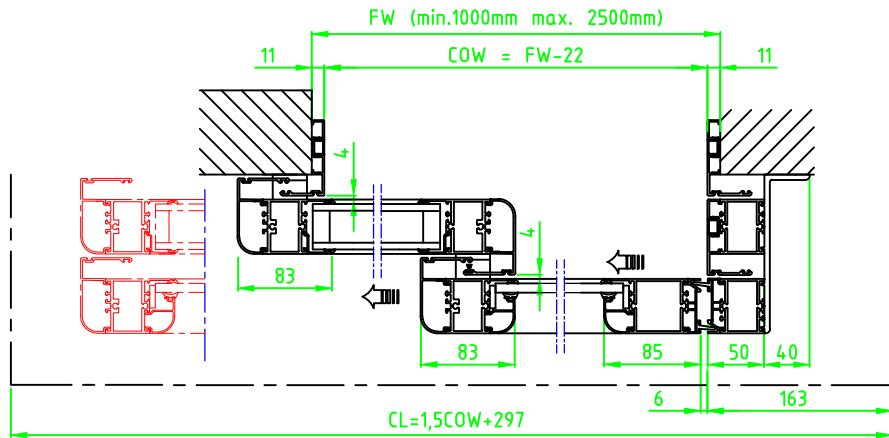
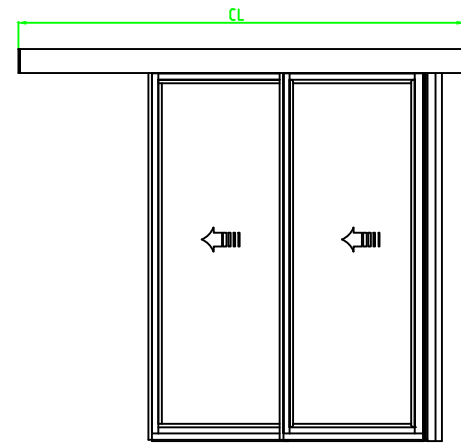
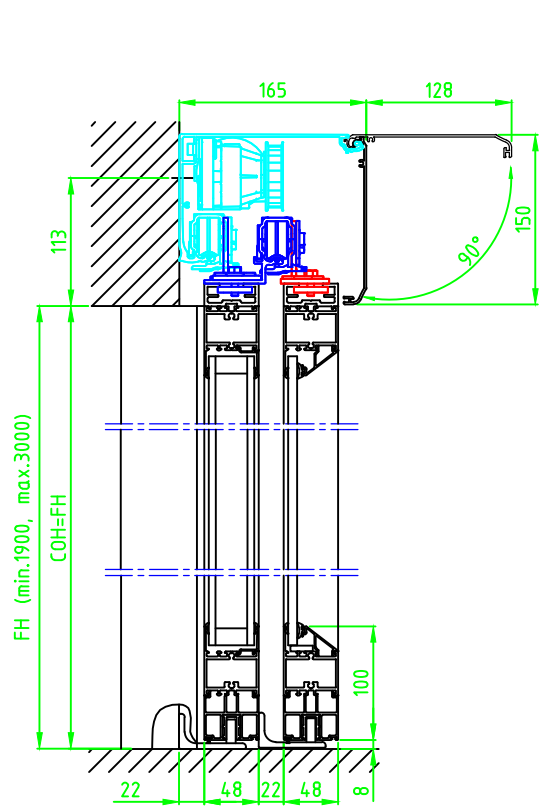
Customer: _____
Door id: _____
Project No: _____

Ref: _____
Date: _____
Sign: _____

Automatic door system
Besam ADS Frame telescopic 4 Panel wall mounted bipart
Art. No. 1009381
Besam SL500 T

besam 
ASSA ABLOY
4.0 1009381

© All rights in and to this material are the sole property of ASSA ABLOY Entrance Systems AB. of the applicable company within ASSA ABLOY Entrance Systems AB. Rights reserved for changes without prior notice. Copying, scanning, alterations or modifications are expressly forbidden without the prior written consent.



STATE WHEN ORDERING

FW = mm
FH = mm
COW = mm
COH = mm
CL = mm

Surface treatment

☐ Silver anodized
Special anodized
RAL
Special powder coating
.....

Options see layers:

☐ Bottom rail 178
☐ Frame Thermo
☐ Midrail 70, MH = mm
☐ Midrail 150, MH = mm
☐ Threshold floor guide, L = 1,5FW+58
☐ TightSeal (floor level difference max. ± 3 mm)

Glass option see drw. 1009026

Glass code:
.....

Limitation

All glass FW x FH = max. 3,6 m²

Installation

☐ Floor heating
☐ Other
.....

Customer: _____
Door id: _____
Project No: _____

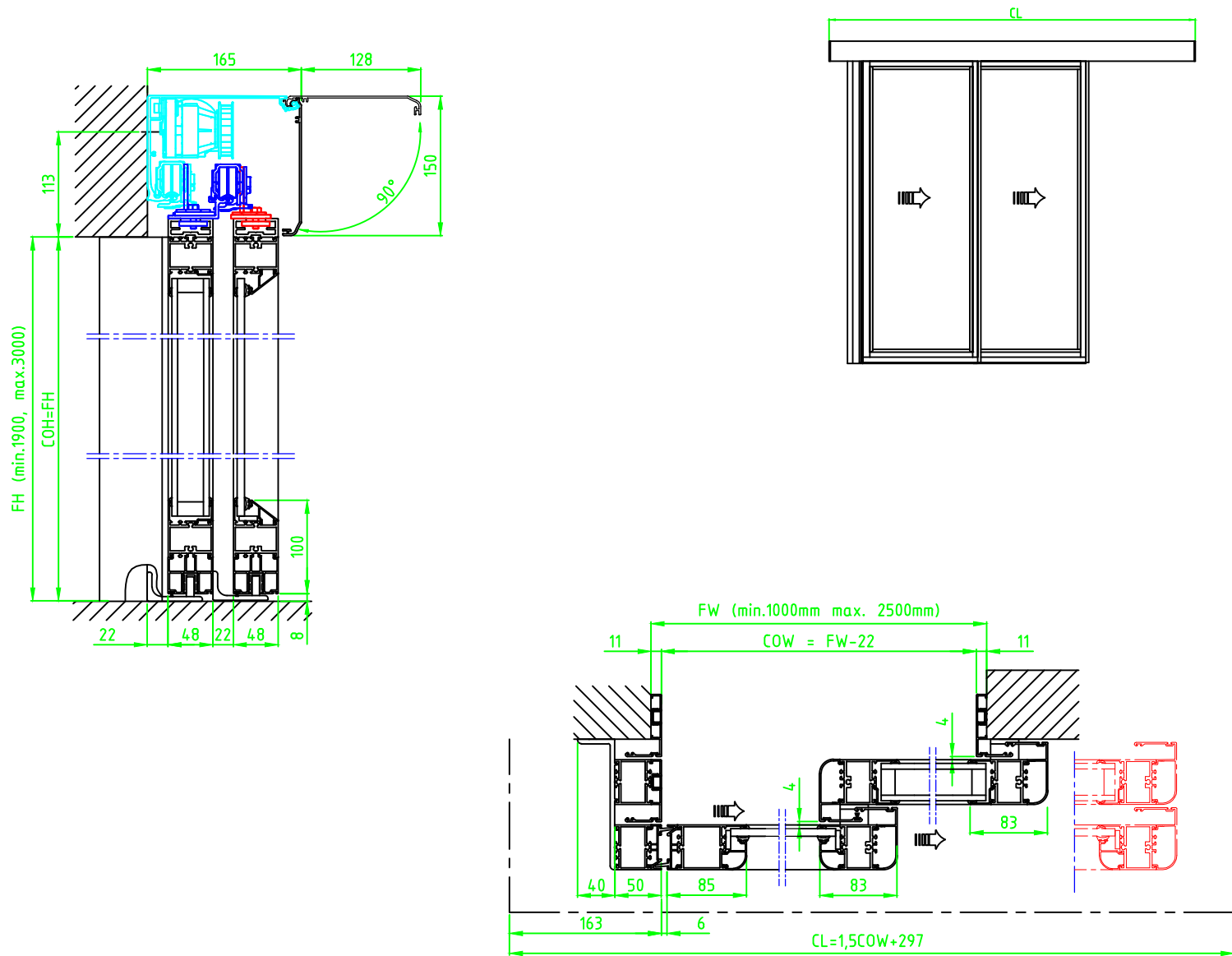
Ref: _____
Date: _____
Sign: _____

Automatic door system
Besam ADS Frame telescopic 2 Panel wall mounted opening left
Art. No. 1009381
Besam SL500 T

4.0

1009381

© All rights in and to this material are the sole property of ASSA ABLOY Entrance Systems AB. of the applicable company within ASSA ABLOY Entrance Systems AB. Rights reserved for changes without prior notice.
Copying, scanning, alterations or modifications are expressly forbidden without the prior written consent.



STATE WHEN ORDERING

FW = mm
FH = mm
COW = mm
COH = mm
CL = mm

Surface treatment

☐ Silver anodized
Special anodized
RAL
Special powder coating
.....

Options see layers:

☐ Bottom rail 178
☐ Frame Thermo
☐ Midrail 70, MH = mm
☐ Midrail 150, MH = mm
☐ Threshold floor guide, L = 1,5FW+58
☐ TightSeal (floor level difference max. ± 3 mm)

Glass option see drw. 1009026

Glass code:
.....

Limitation

All glass FW x FH = max. 3,6 m²

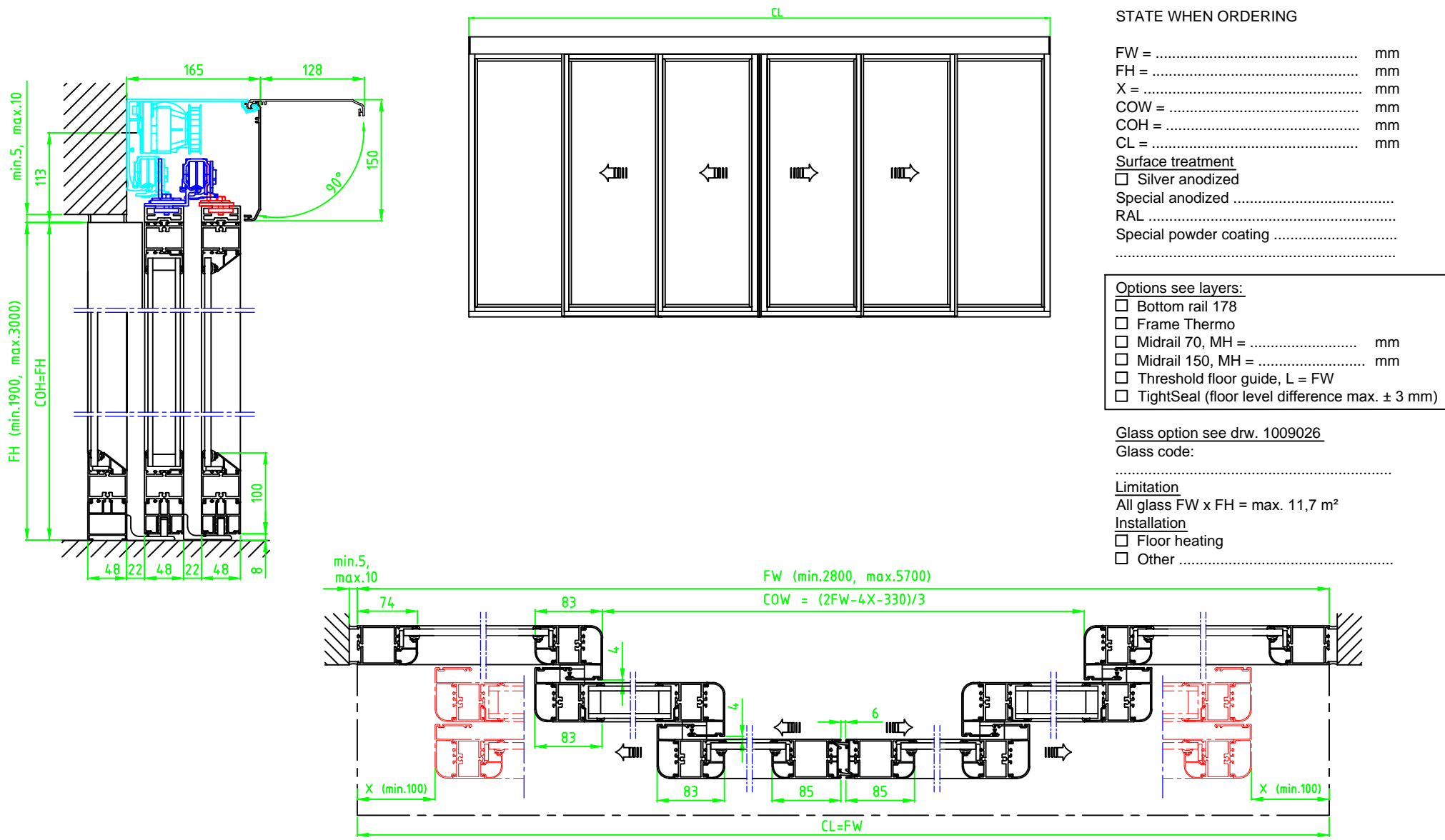
Installation

☐ Floor heating
☐ Other
.....

Customer:	Ref:	Automatic door system Besam ADS Frame telescopic 2 Panel wall mounted opening right Art. No. 1009381 Besam SL500 T
Door id:	Date:	
Project No:	Sign:	



4.0 1009381



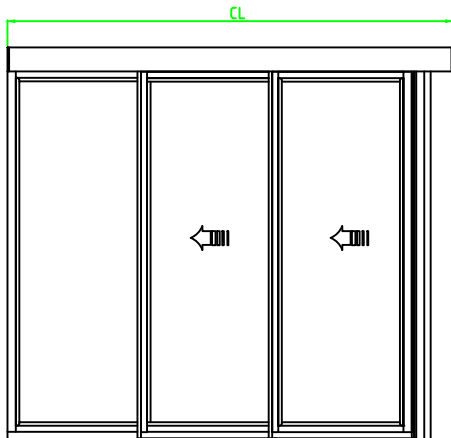
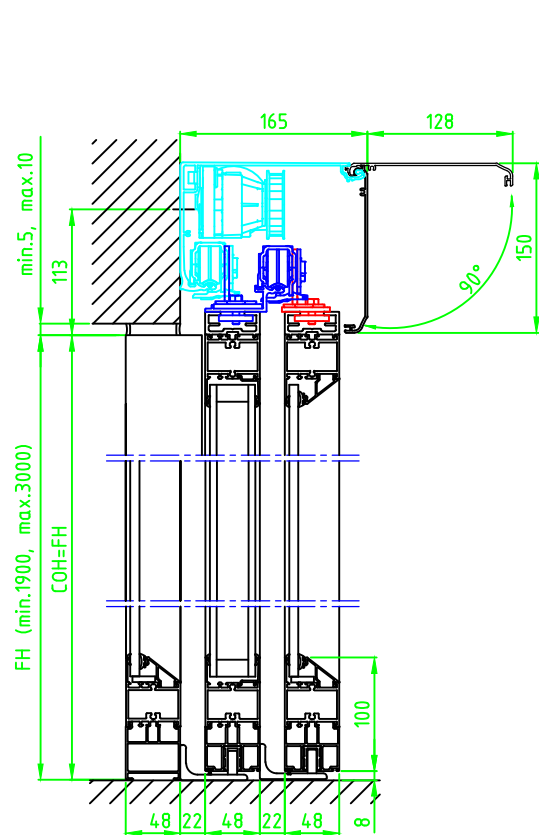
Customer:	Ref:
Door id:	Date:
Project No:	Sign:

Ref:
Date:
Sign:

Automatic door system
Besam ADS Frame telescopic 6 Panel wall mounted
Art. No. 1009381
Besam SL500 T

besam 
ASSA ABLOY

4.0 1009381



STATE WHEN ORDERING

FW = mm
FH = mm
X = mm
COW = mm
COH = mm
CL = mm

Surface treatment

- ☐ Silver anodized
- ☐ Special anodized
- ☐ RAL
- ☐ Special powder coating

Options see layers:

- ☐ Bottom rail 178
- ☐ Frame Thermo
- ☐ Midrail 70, MH = mm
- ☐ Midrail 150, MH = mm
- ☐ Threshold floor guide, L = FW
- ☐ TightSeal (floor level difference max. ± 3 mm)

Glass option see drw. 1009026

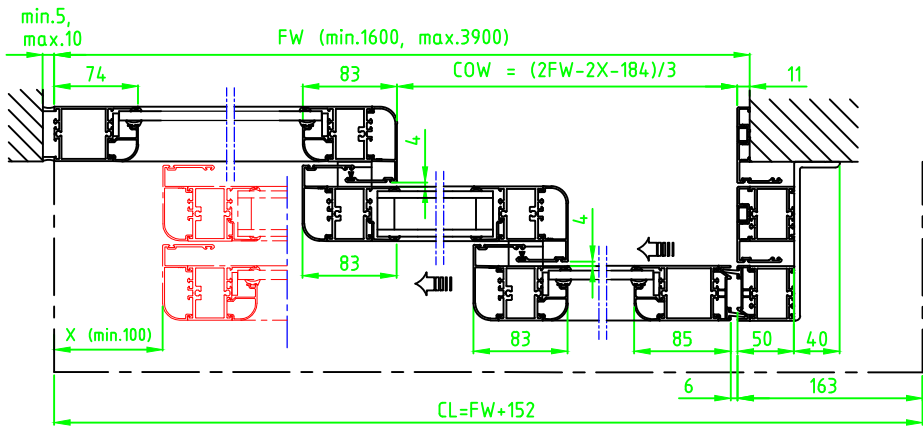
Glass code:

Limitation

All glass FW x FH = max. 6,0 m²

Installation

- ☐ Floor heating
- ☐ Other



Customer:

Door id:

Project No:

Ref:

Date:

Sign:

Automatic door system

Besam ADS Frame telescopic 3 Panel wall mounted opening left

Art. No. 1009381

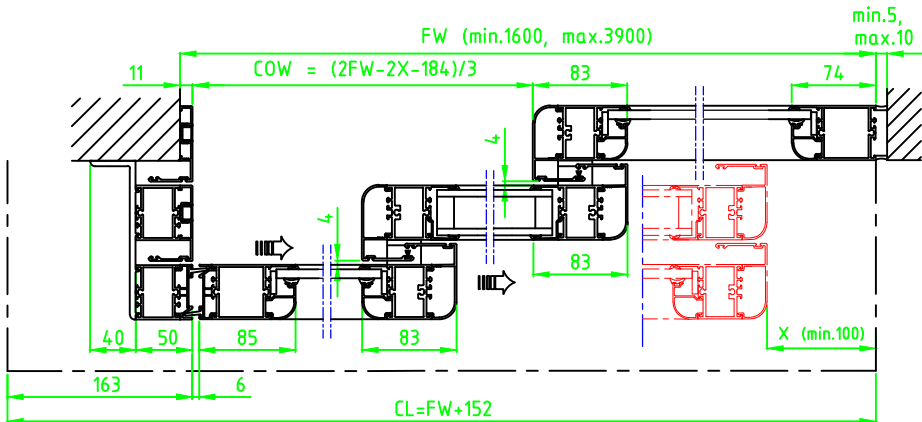
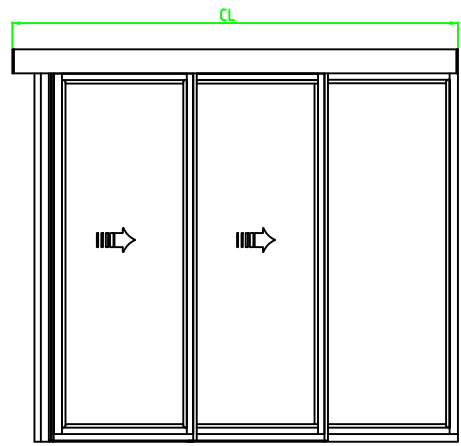
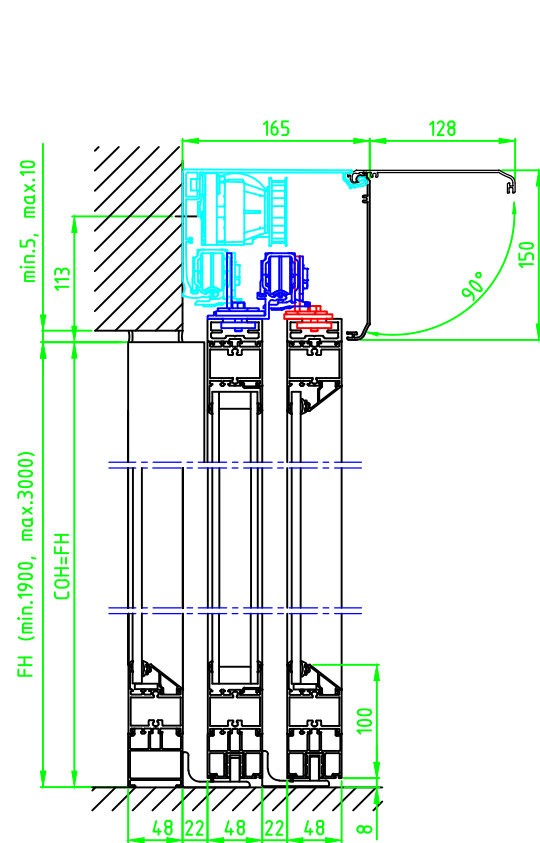
Besam SL500 T

besam 

ASSA ABLOY

4.0 1009381

© All rights in and to this material are the sole property of ASSA ABLOY Entrance Systems AB. of the applicable company within ASSA ABLOY Entrance Systems AB. Rights reserved for changes without prior notice. Copying, scanning, alterations or modifications are expressly forbidden without the prior written consent.



STATE WHEN ORDERING

FW = mm
FH = mm
X = mm
COW = mm
COH = mm
CL = mm

Surface treatment

☐ Silver anodized
Special anodized
RAL
Special powder coating
.....

Options see layers:

☐ Bottom rail 178
☐ Frame Thermo
☐ Midrail 70, MH = mm
☐ Midrail 150, MH = mm
☐ Threshold floor guide, L = FW
☐ TightSeal (floor level difference max. ± 3 mm)

Glass option see drw. 1009026

Glass code:
.....

Limitation

All glass FW x FH = max. 6,0 m²

Installation

☐ Floor heating
☐ Other
.....

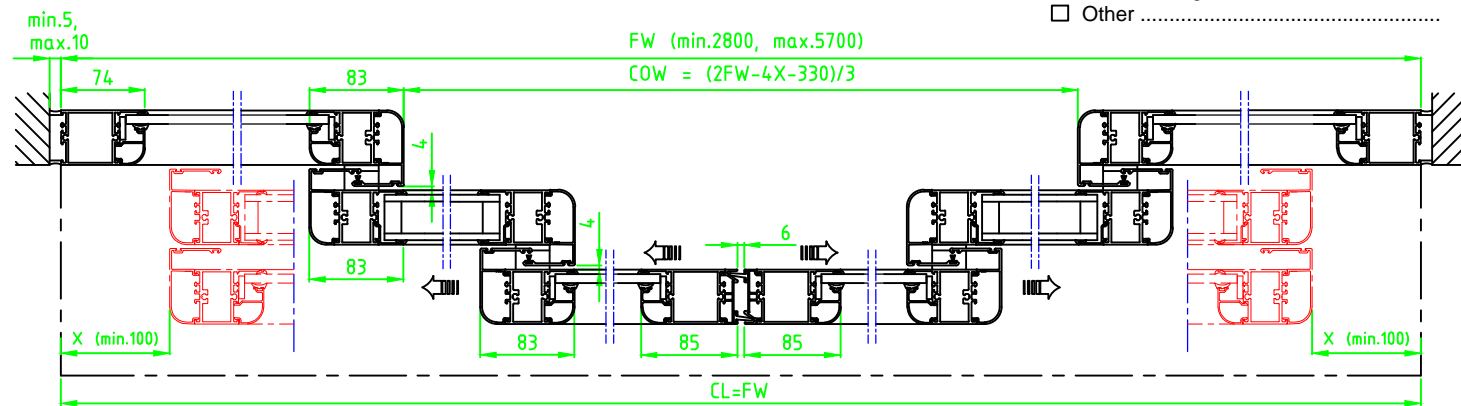
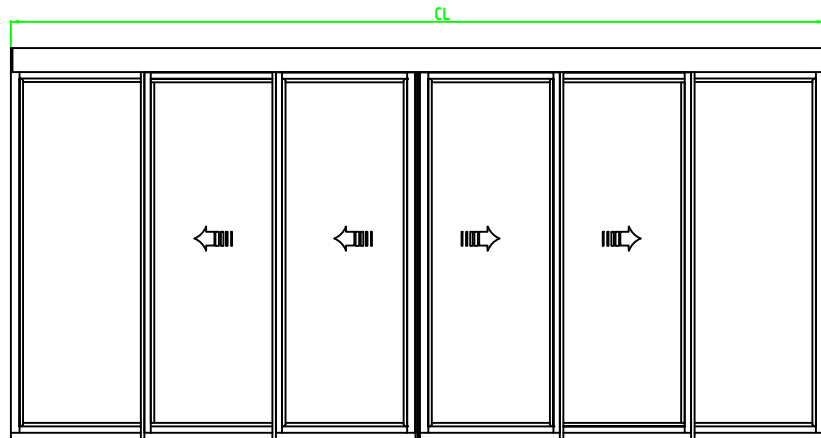
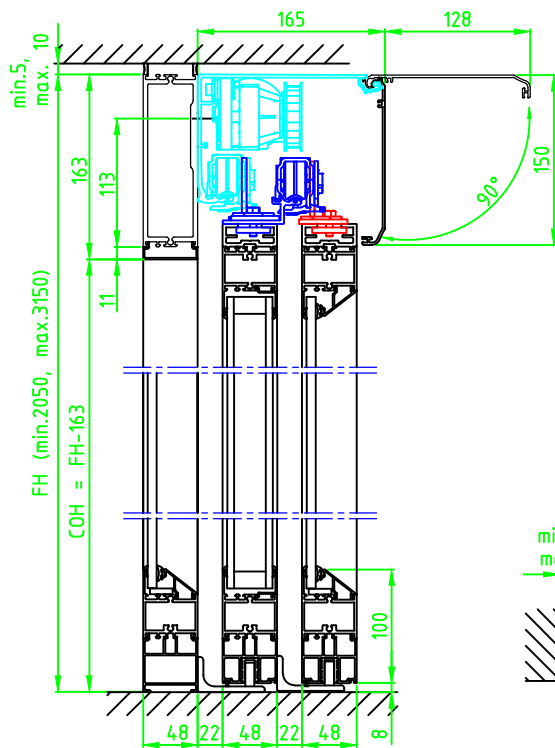
Customer: _____
Door id: _____
Project No: _____

Ref: _____
Date: _____
Sign: _____

Automatic door system
Besam ADS Frame telescopic 3 Panel wall mounted opening right
Art. No. 1009381
Besam SL500 T

4.0

1009381



STATE WHEN ORDERING

FW = mm
FH = mm
X = mm
COW = mm
COH = mm
CL = mm
Surface treatment
☐ Silver anodized
Special anodized
RAL
Special powder coating

Options see layers:
☐ Bottom rail 178
☐ Frame Thermo
☐ Midrail 70, MH = mm
☐ Midrail 150, MH = mm
☐ Threshold floor guide, L = FW
☐ TightSeal (floor level difference max. ± 3 mm)

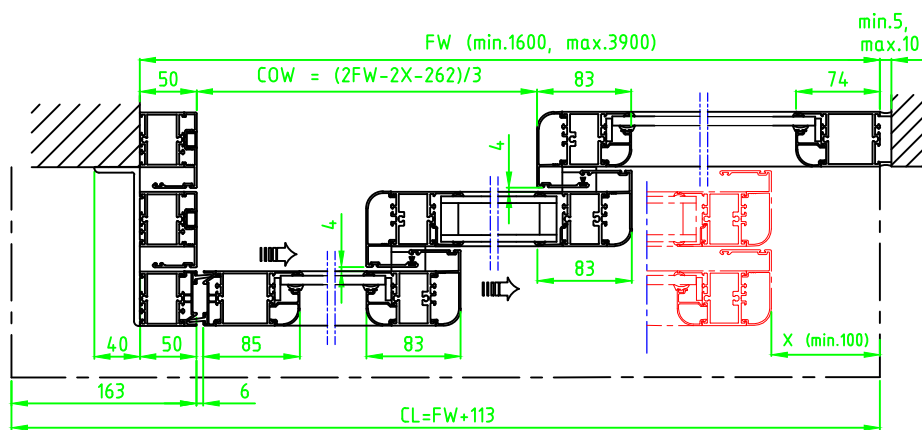
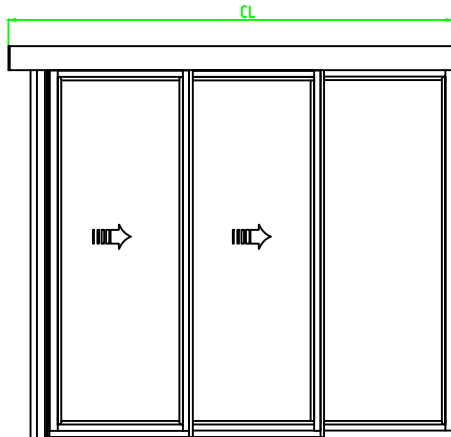
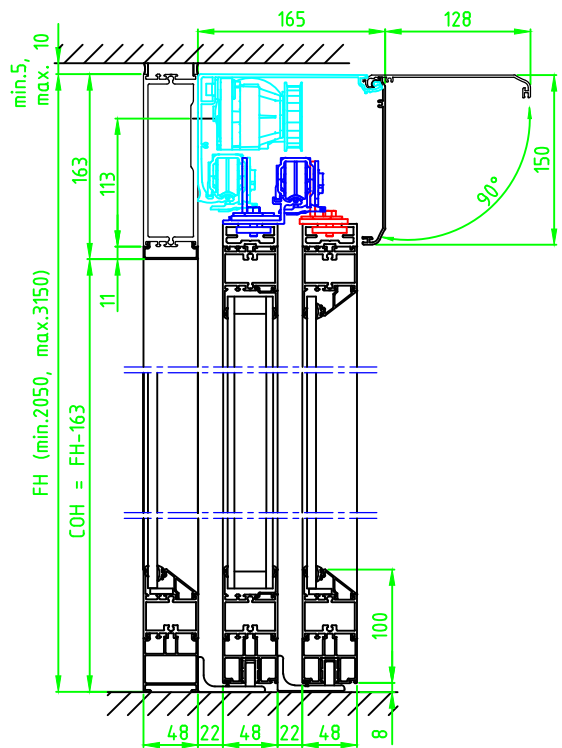
Glass option see drw. 1009026
Glass code:
Limitation
All glass FW x FH = max. 12,2 m²
Installation
☐ Floor heating
☐ Other

Customer: _____
Door id: _____
Project No: _____

Ref: _____
Date: _____
Sign: _____

Automatic door system
Besam ADS Frame telescopic 6 Panel beam mounted
Art. No. 1009381
Besam SL500 T

besam 
ASSA ABLOY
4.0 1009381



STATE WHEN ORDERING

FW = mm
FH = mm
X = mm
COW = mm
COH = mm
CL = mm

Surface treatment

- ☐ Silver anodized
- Special anodized
- RAL
- Special powder coating

Options see layers:

- ☐ Bottom rail 178
- ☐ Frame Thermo
- ☐ Midrail 70, MH = mm
- ☐ Midrail 150, MH = mm
- ☐ Threshold floor guide, L = FW
- ☐ TightSeal (floor level difference max. ± 3 mm)

Glass option see drw. 1009026

Glass code:

Limitation

All glass FW x FH = max. 6,3 m²

Installation

- ☐ Floor heating
- ☐ Other

Customer:
Door id:
Project No:

Ref:
Date:
Sign:

Automatic door system
Besam ADS Frame telescopic 3 Panel beam mounted opening right
Art. No. 1009381
Besam SL500 T

4.0

1009381